

PITTWATER PRESS

BE RESPECTFUL

ASPIRE

BE RESPONSIBLE

Tuesday 20 October 2020. Week 2B

All the Best to our Higher School Certificate Students

Jane Ferris (Principal) and Rachel Fleming (Deputy Principal)

Although this has been the most unpredictable year in our HSC cohort's lives, congratulations on making it to these final exams. For each individual student, this represents the end of 13 years of schooling and concentrated effort in their learning over the last 12 months, which included stepping up during the COVID lockdown. Our students are well prepared - and if they remember to take a deep breath and stay calm, they will rise to the challenge and do well. We are blessed with a full complement of dedicated teachers who have worked tirelessly over the years in ensuring quality education. I also thank those teachers who gave up time in the holidays to offer seminars to students and operate the Learning Centre.

Year 12 students in their final days at PHS have remained respectful and focussed – with a little time for COVID approved fun such as their clap out and concert last Friday. We are greatly looking forward to the postponed graduation and formal in November.

In the meantime all the best over the coming weeks.



Principal: Jane Ferris

Deputy Principals: Rachel Fleming, Brett Blaker, Sharon Behringer

Website: www.pittwater-h.schools.nsw.edu

Email: Pittwater-h.school@det.nsw.edu.au

Types of assistance available from the Teacher Librarian for all:

> Teachers

> Classes

> Individual students

Any type of research

Effective techniques

Reliable sources



WORLD BOOK
ONLINE



eresources

Source analysis/ Information evaluation

Build students' critical thinking skills!



Currency
Authority
Reliability
Purpose

ClickView

(educational video streaming service)

Access

Interactive
- videos



Locate &
Request
new titles

Books, eBooks and Audiobooks

Locating

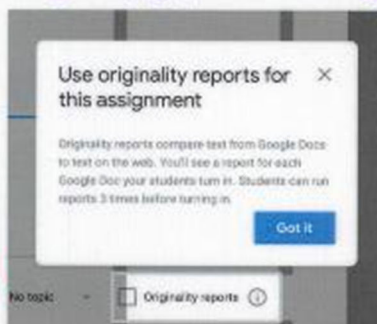
Borrowing

Using
effectively



Plagiarism Checking & Referencing

Setting up /
submitting tasks
Using Feedback
Studio
Avoiding plagiarism



Study Skills

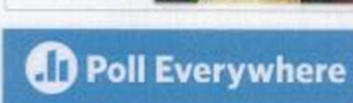

Managing an Assessment Task - Checklist



MyStudyLife





Formative Assessment



Study Guides

Discussing purpose

Procuring new ones



Please email: Stephen.kovacs5@det.nsw.edu.au or call Extension 121 to book in some assistance

I'm happy to come to your staffroom/classroom, or for you to visit the Learning Centre...



The
Learning
Centre

PHS Students and staff - get excited for...



Events happening every day in Week 2 - get involved!!

Monday + Wednesday

GET YOUR INSPO TO READ!

Male teachers and students will tell us about the books they're reading ATM...



Tuesday

SHARE!

Reading Circles on the Quad!



Join people sharing about books they're into
Bring your lunch and make it a lovely picnic!

Thursday

LAUGH + LIKE!

Teachers will dress up as book characters!



Follow the Learning Centre's Instagram:



@PHS_Learning_Centre

and vote for your favourite teacher get up on the day!

Friday

WIN!

Book Trivia Quizzes in the Learning Centre!
2 chances to have a go - Lunch 1 + Lunch 2



Prizes for everyone who participates!
including Berkelouw Books Gift Vouchers + heaps more...

WHITE CARD

The final White Card training was completed for 2020. Some students were too shy to have a photo taken but the Sleimann brothers plus Sam Stevenson were kind enough to volunteer.

Congratulations to the 60 students who have gained their White Card qualifications this year. I will be running more sessions in 2021 so keep an eye out on the newsletter for dates early Term 1 in 2021.

Ms Roulston

Textiles Technology

Year 9 Students learned about the elements of design including colour, value, line, direction, shape and texture and how they relate to textile designs, whilst completing their learning from home earlier in the year. These were then used in the development of design drawings for their second project which was to create a pair of pyjama pants. For this project students developed skills in interpreting a commercial pattern to successfully construct their garment. Well done Year 9.

Mrs Hayes



YEAR 10 TEXTILES TECHNOLOGY

TERRIFIC TRENDS- PROJECT WORK

Year 10 were ready to tackle their project work once they returned to school from home learning. Their project task was an apparel item of choice that reflects current trends. The project had to include the technical skills of a zipper or buttons and buttonholes. Projects completed include classic linen skirts, tailored pants, colourful overalls, gingham shorts and summer sun-dresses with digital prints.

Their current project is to create a costume and supporting documentation through portfolio work. Portfolio work includes creating an inspiration page, two design developments and a final design, research into fibre and fabric properties and overall costing.



Year 11 and 12 Hospitality Students Preparing Sensational Dishes

Hospitality students at PHS have been busy making up for lost time from lockdown earlier in the year. Although there was a pause on some of their practical work, they have certainly refined their skills and powered ahead with producing exceptional dishes this semester.

Year 12 have completed their Certificate II course in Hospitality Kitchen Operations and amazingly, catered for 12 different service periods over the 2 years. From swimming carnivals to open night to art exhibitions, this class worked incredibly hard to showcase their skills and meet their course outcomes. Congratulations to a fabulous cohort of creative and dedicated students. We will miss you.

Year 11 Hospitality students have completed their first year of the course and have learnt an array of new skills which will prove very beneficial as they take the lead in 2021. From Bruschetta to Crepes Suzette to Profiteroles, this class has grown from strength to strength. So proud of you all.

Mrs T Lagois
Hospitality Teacher



Food Technology

Year 9 Food Technology- Great Cake Bake off.

The Food Technology kitchens were abuzz with excitement last term as the Year 9 Food Technology students presented the most amazing decorated cakes for their "Food Trends" assignment.



Students were given 2 hours to turn an undecorated cake into a jaw dropping masterpiece. The students worked with butter frosting, fondant, food colouring and a wide assortment of decorations to build their cakes. Students and staff were able to vote for their favourite cakes either using our school Facebook site or during viewing at school.

We can't include pictures of them all in this article, however, they are all on the PHS Facebook site if you would like to have a look.

It was incredibly hard to assess these cakes as they were all so unique. Each and every student really engaged themselves in this task to produce a truly fantastic decorated cake.

Well done Year 9 Food Technology.

Mrs T Lagois and Ms E Crundwell



Year 10 Stage 5 Hospitality students have been very busy learning the skills required to operate our school café "Gary's Place". This café opens to the school every Friday Week A and serves an array of tasty homemade goodies such as pancakes, bacon and egg rolls, smoothies, iced chocolates, milkshakes, toasties and of course coffee (only to senior students and staff).

The students have been trained in both food preparation and barista skills to enable a selection of hot and cold beverages and simple, café style dishes to be prepared. Providing all the competencies have been met by each student, this training will lead to a Certificate I in Hospitality.

Well done Year 10 on all your efforts this year. The Café is a resounding success.

Mrs T Lagois

OPEN EVERY FRIDAY WEEK A
Trade Training Centre
7.45am - 8.45am
11.10-11.40am



YEAR 12 INDUSTRIAL TECHNOLOGY

TIMBER

At the beginning of the HSC course there was no way to know that the students completing major works would have to manage their production time around a worldwide pandemic! What a challenge! Once we returned from online learning the students had to reset and recommence manufacturing their practical projects. With an emphasis on using a wide range of skills and processes, high quality and having a high degree of difficulty the students did their best to complete their chosen projects to the best of their abilities. This resulted in a wonderful selection of timber furniture that will be used for many years to come.

Along with the practical work the students completed an 80-page folio documenting their project development according to set criteria, such as generation of ideas, workshop drawings, finance plan and a succinct record of production. Accompanying this work, most of the students also edited and produced a 6 min video to demonstrate practical skills through video recording and time-lapse, with voice overs and text. The projects featured both exotic and Australian timbers as seen in the table below.

Ms Samojlowicz

AUSTRALIAN TIMBERS	EXOTIC TIMBERS
Tasmanian Oak	American Oak
Jarraah	Walnut
Spotted Gum	New Zealand Beech
Sydney Blue Gum	Canadian Rock Maple
Radiata Pine	
Brush Box	

How it started





Buffet Table by Lexi



Bench Seat by Leon



Buffet Table by Lexi



TV Unit by Jack



Tool Chest by Toby



Desk Organiser by Wilson



Coffee Table by Zach



Jewellery Cabinet by Tom



Blanket Chest by Billy



Sliding Door Cabinet by Angus



TV Cabinet by Sam



TV Cabinet by Luc



Coffee Table by Ethan



Drop Leg Table by Jakob



Coffee Table by Adam

THE
LARGEST
COLLECTION
OF
WOODEN
FURNITURE



CONSTRUCTION

Year 12 Construction

Last term the Construction class completed the theoretical tasks of 'Assemble components and prepare for off-site manufacture'. To aid understanding and develop worksite skills, the students planned out and designed an infinite curved wall for the production room in the Learning Centre. This will be painted green and be used for film and photography purposes. The green screen studio, in the past, has been a popular resource for the multimedia students who are looking forward to utilising this revamped space.

Ms Samojlowic



YEAR 9 ENGINEERING

During Term 3, Year 9 Engineering students had the opportunity to design, modify, construct and test model rockets from kits supplied by Dynamic Science Education.

This is a school-based unit, allowing Pittwater High to select a project of our choice to study and give students the opportunity to evaluate the principles of forces and motion.

Students shaped a block of balsa wood into a nose cone to create an aerodynamic shape similar to that seen on images and videos of other rockets used for space exploration and discovery.

In the same way, students designed their own fins with 3 things in mind.

1. Maximising Aerodynamics
2. Maximising Altitude
3. Maximising stability.

After deciding on the shape of their fin to minimise wind resistance, students then needed to decide if they wanted to prioritise stability so that it would fly straight, or prioritise altitude.

Placing 4 fins evenly spaced apart on the rocket would theoretically act to help the rocket fly straight, but would also provide added wind resistance, limiting altitude.

On the other hand, using only 3 fins reduces drag and allows for higher potential altitude, but may not help the rocket fly straight.

Nearly all rockets were tested on the oval, with a significant variation in results.

Allen Kirby was at the snow training for a snowboarding competition, and did very well to construct and test his rocket in Thredbo with his father (an Engineer). See photographs.

Students measured their rockets' altitude using trigonometry.

Altitudes achieved varied from 12-30 metres. Those rockets whose fins were most evenly spaced apart, tended to perform the best regardless of whether they used 4 fins or 3.

Rockets were attached to a power tool battery via 25 metres of electrical cord for safety.

Five seconds after lift-off, a small explosion occurred in the rockets that would eject the parachute and nose cone, providing the rockets with a soft landing.

As you can tell from the final image, the parachute did not always deploy, creating an interesting affect.

The students all had a fantastic time testing their rockets, with the odd one ending up in a tree. The feedback was that while it was a little tricky placing the fins into the precise position they needed to be, the launch and some of the more interesting landings were worth it.

Mr Warran



SCHOOL TRAVEL FOR 2021



2021 school travel applications are now open

Applications for student travel in 2021 opened from Monday 12 October 2020.

Students who require a School Opal card or travel pass for 2021 can now [apply](#) online. A new application should be submitted if a student is applying for a school travel pass for the first time or requesting an additional pass as a result of a new shared parental responsibility situation (e.g. joint custody).

Students who have changed school/campus, changed address, repeated a year or received an expiry notification from Transport for NSW for their school travel entitlement should [re-apply or update their details](#).

*Applications must be completed by the student's parent or legal guardian if the student is aged under 16 years. Students 16 years and over must complete the application form themselves.

Where there is a change of distance eligibility based on a student's grade, the system will automatically update a student's entitlement if they meet the new criteria. If they do not meet the new [eligibility criteria](#), they will receive an expiry notification via email.

Students who have an entitlement approved under a medical condition which is due to expire will receive a notification advising them to re-apply.

[Term Bus Pass](#) holders will receive a notification to re-apply.

If a student needs to update their information or re-apply, they should go online to <https://apps.transport.nsw.gov.au/ssts/updateDetails>

Applications need to be submitted before **31 December 2020** to ensure that current student entitlements are updated and their current entitlement/card remains valid. If their application is submitted after 31 December 2020, the system will automatically cancel an entitlement/card and a new one will need to be issued.

Students in the Opal network applying for a SSTS or Term Bus Pass entitlement for the first time will receive their card at their nominated postal address. Cards will be mailed out from January 2021.

Students residing in Rural and Regional (R&R) areas should receive their travel pass at the commencement of the new school year from their nominated operator, this may be distributed via the school or sent direct to their address. **Note:** some R&R operators do not issue travel passes. Students/Parents should confirm with their nominated operator if they do not receive a pass.

New Concession Entitlement Cards

Transport for NSW will be replacing the below cards with Transport Concession Entitlement Cards (TCEC) from October 2020:

- Senior Secondary Student Concession Card (16 years and over) – also used by Mature Secondary Students (18 years and over), Distance Education Students and Home School Students
- Proof of Age card (when a student under 16 years of age looks older)
- Boarder Rail Pass.

All previous cards will be valid until they expire. Students who require a Transport Concession Entitlement Card should speak with their school administration staff.



Here is the roster of wonderful parents who love to see what amazing food the canteen produces. If you are unable to make the day please call the canteen on 9979 6968 and let us know.

ROSTER

Monday 26 Oct	Tanti Oetojo
Tuesday 27 Oct	Simon Cohen
Wednesday 28 Oct	Bindi
Thursday 29 Oct	Sarah Jones
Friday 30 Oct	Therese Creed, Danielle Blackmore, Michaela Backas
Monday 2 Nov	Jutta Shulte
Tuesday 3 Nov	Kate McGregor
Wednesday 4 Nov	Georgia Bramham
Thursday 5 Nov	Sabrina Gereaux
Friday 6 Nov	Jen Masters(am), Caroline Thomas, Sandra Avedissian
Monday 9 Nov	NEED HELP
Tuesday 10 Nov	Simon Cohen
Wednesday 11 Nov	NEED HELP
Thursday 12 Nov	Suzanne Humphreys & Sarah C.
Friday 13 Nov	Sarah Attfield

Term 4 NEWS

We have been given the go ahead to welcome back volunteers to the canteen and we really look forward to this. Your help is so needed and appreciated. The canteen is open from 8am to place orders or to get a toastie or a breakfast treat.

All hot food and salads/rolls are requested to be ordered before school via Flexischools (before 8.30am) or over the counter (before 8.45am). The Flexischools website is www.flexischools.com.au

We do have food items available over the counter. What is available and the quantity will vary each day and every lunch service. Unfortunately there has been a price increase for this term, due to supplier increases. I am trying to be very considerate with any price increases and only passing on when necessary.

Pasta Neapolitan is now \$4.50
Pasta Bolognese is now \$5.50
Butter Chicken is now \$5.50
Calippos now \$1.50
Paddlepops – all flavours - now \$2.50

Please note we would like to stay cashless although we are accepting cash. We request that cash be the exact amount and it is placed in a tub. This eliminates handling of the coins/notes by the canteen crew during the day. The tub is sterilised each afternoon by Samantha and kept separate from the main area.

We are trying our best to keep the canteen a safe environment for all who work or visit.

Which drugs
are young
people
using?

How would
you know if
your child
was using
drugs?

What are
the signs of
drug use?

How could
you talk to
your child
about
drugs?



Presents

Parents Prepared

Starting the conversation with young people about drugs

When: Wednesday 12th August, 2020

Time: 4.00-6.00pm

Where: online via [Zoom](#)

Cost: \$10 per ticket

Presenters:

Belinda Volkov, Clinical Coordinator
Hayley Bowen, Master of Social Work Student

RSVP: visit <https://www.trybooking.com/BJXZR>
to register

To find out more about SDECC, visit www.sdecc.org.au

Supported by the Sydney North Health Network

Manly Warringah Little Athletics



Registrations now open!

mwlac.org.au

Fun! Fitness! Friends!

